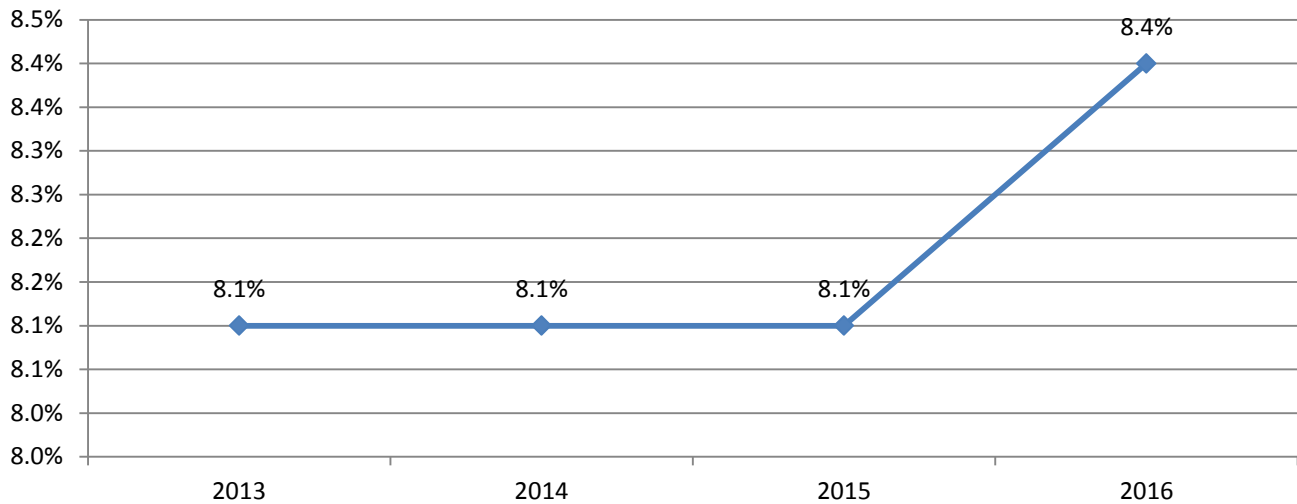


INDICATORS

T1 EMOTIONAL DEVELOPMENT- EDI

"Vulnerable" in Emotional Maturity



STORY BEHIND THE CURVE

Pushing UP - Factors

- Little to No Pre-K or Kinder readiness
 - Lack of opportunities
- Early Exposure to Trauma
 - ACES
 - Abuse/Neglect
- Lack of Structure/Routine
- Little to no Socialization
- **Mental health issues* (no assessments or treatment)**
 - Parents
 - Children
- Waitlist for Social Services
 - ECI
 - Home Visiting
- Unempathetic parents/caregivers
- No Medical Home
- Lack of Parenting Knowledge
- Working Parents
 - ↓ time w/children
- Stigma
 - Mental Health
 - Parenting Edu.
- Mobility

Pushing Down - Factors

- PRE-K/Kinder Readiness Home Visiting programs
- Early Intervention
- Health household
 - Mental Health
 - Nurturing
 - Structured
- Medical Home
- Safe places to play
 - Parks
 - Libraries
- Social Connections
- Parenting Edu.
- Quality Daycares
- Affordances
 - Books, toys...(sharing)
- DFPS intervention
- Respite Care
- Breastfeeding
-



← Insurance Coverage →

PARTNERS

T1 EMOTIONAL DEVELOPMENT- EDI

- Schools
- Home Visiting
- Pediatricians
- Child care
- ECI
- DFPS
- Local City/County Government
- Early Head Start/Pre-K
- Autism Community Network(ACN) —Any Baby Can
- SA Library
- Mental Health Providers
- Parenting Support Groups
 - MELD
 - Publications
- KLRN
- Faith Based Orgs.

SOLUTIONS

Evidence-Based	Promising Practice
<ul style="list-style-type: none"> • TX Home Visiting • ECI/Head Start... • Accredited Childcare 	<ul style="list-style-type: none"> • Play & Learn Groups • Respite Care
No Cost-Low Cost	Off the Wall
<ul style="list-style-type: none"> • Help & Hope PSA's • Social Services • Parent Support Groups •  Mentoring •  Welcome baby Gifts • Screenings • Insurance Coverage • Cultural Comp <ul style="list-style-type: none"> ○ Assessments/curriculum 	<ul style="list-style-type: none"> • Univ. Pre-K • Extended Hours: Childcare • Univ. Childcare • Univ. Prenatal/child dev. Education (H.V.) • Co-located medical providers/Center based (mental & pediatrics) • HOTLINE: <ul style="list-style-type: none"> ○ Case management

STRATEGIES

T1 EMOTIONAL DEVELOPMENT- EDI

- Social service programs to provide social-emotional screenings & referrals if needed
- Offering Social/Emotional parenting tips/techniques through PSA's
- **HOTLINE** available for families (case management services)
- Play & Learn/support groups offered through multiple avenues